



THATTA CEMENT
COMPANY LIMITED

REPORT
SEPTEMBER 2024



CONTENTS

Vision	2
Mission	3
Company Information	4
Directors' Review	5
Condensed Interim Unconsolidated Financial Statements	8
Condensed Interim Consolidated Financial Statements	22

vision

Foresight of the Future



To transform the company into a modern and dynamic cement manufacturing unit fully equipped to play a meaningful role on sustainable basis in the economy of Pakistan.

mission

Prosperity with a Purpose



- To provide quality products to customers at competitive prices; and
- To generate sufficient profit to add to the shareholder's value.

COMPANY INFORMATION

BOARD OF DIRECTORS

Mr. Khawaja Muhammad Salman Younis
Mr. Kamran Munir Ansari
Ms. Naheed Memon
Mr. Noor Muhammad
Mr. Saleem Zamindar
Mr. Alamuddin Bullo
Ms. Shaista Bano Gilani

Chairman
Chief Executive
Director
Director
Director
Director
Director

AUDIT COMMITTEE

Ms. Naheed Memon
Mr. Khawaja Muhammad Salman Younis
Mr. Saleem Zamindar

Chairperson
Member
Member

IT STEERING COMMITTEE

Mr. Khawaja Muhammad Salman Younis
Mr. Kamran Munir Ansari
Mr. Muhammad Abid Khan

Chairman
Member
Member

CHIEF FINANCIAL OFFICER

Mr. Muhammad Abid Khan

REGISTERED OFFICE

CL/5-4 State Life Building # 10,
Abdullah Haroon Road, Karachi, Pakistan.
UAN: 0092-21-111-842-882
Fax no.: 0092-21-35665976-77
Website: www.thattacement.com
E-mail: info@thattacement.com

COMPANY SECRETARY

Mr. Muhammad Abid Khan

STATUTORY AUDITOR

M/s BDO Ebrahim & Co., Chartered Accountants

FACTORY

Ghulamullah Road, Makli,
District Thatta, Sindh 73160

CORPORATE ADVISOR

M/s Sharjeel Ayub & Co., Chartered Accountants

LEGAL ADVISOR

M/s LEX FIRMA, Advocates, Barristers and
Legal Consultants

SHARE REGISTRAR

THK Associates (Pvt) Limited
Plot # 32-C, Jami Commercial
Street 2, Phase-VII, DHA,
Karachi, Pakistan.
UAN: 021-111-000-322
Fax: 021-35655595
Website: www.thk.com.pk

BANKERS - CONVENTIONAL

National Bank of Pakistan
Sindh Bank Limited
Bank Makramah Limited
MCB Bank Limited
Bank Al Habib Limited
Allied Bank Limited
Bank Alfalah Limited

DIRECTORS' REVIEW

The Board of Directors is pleased to present its review together with the un-audited condensed interim financial statements for the quarter ended September 30, 2024.

OVERVIEW

Production and dispatch statistics for the quarter ended September 30, 2024 are as follows:

Description	September 30, 2024	September 30, 2023	Variance	
	-----Metric Tons-----			%
<u>Production</u>				
Clinker	89,870	63,104	26,766	42.42
Cement	115,152	106,878	8,274	7.74
<u>Dispatches</u>				
Clinker	-	1,451	(1,451)	(100)
Cement	114,336	108,540	5,796	5.34

Pakistan's economy is showing positive signs in the first quarter of FY2025, with key indicators reflecting improvement. Inflation has fallen to single digits, providing relief to consumers, while industrial output and key export sectors have experienced growth. The current account deficit has contracted, indicating a more balanced trade situation, supported by prudent fiscal measures. This positive trajectory is expected to continue in the coming months, suggesting a hopeful outlook for sustainable economic growth.

Consequently, the Company's performance improved considerably in the first quarter of fiscal year 2025. Local cement dispatches increased by 5.34% during the first quarter ended September 30, 2024 as compared with the corresponding period of last year.

The Company achieved 54.47% overall clinker production capacity by producing 89,870 tons of clinker against 38.24% capacity utilization with clinker production of 63,104 tons in the same period of last year.

INDUSTRY REVIEW

During the first quarter (July-Sep) of the current fiscal year, total cement dispatches (domestic and exports) were recorded at 10.27 million tons, showing a decrease of 13.55%, compared to 11.88 million tons dispatched during the corresponding period of last fiscal year.

Domestic dispatches in the (July-Sep) period were 8.13 million tons against 10.12 million tons during the same period last year showing a reduction of 19.66%. Export dispatches rose significantly by 22.28% as the volumes increased to 2.14 million tons during the first quarter of the current fiscal year compared to 1.75 million tons of exports done during the same period of last fiscal year.

SALES REVIEW

During the period under review, local sales of the Company, in terms of volume increased by 5.34% as compared to the corresponding period of last year. By the Grace of Allah the Almighty, the Company achieved 17.05% increase in sales revenue as compared to the corresponding period, due to substantial increase in the retention price.

FINANCIAL REVIEW

A comparison of the financial results of the Company's performance for the quarter ended September 30, 2024 with the same period last year is as under:

Particulars	September 30, 2024	September 30, 2023
	Rupees in thousands	
Sales – net	1,721,214	1,470,533
Gross Profit/(Loss)	736,359	214,158
Selling and Distribution Cost	11,725	13,399
Finance Cost	18,188	14,664
Other income	357,838	69,258
Profit/(Loss) before taxation	957,255	200,953
Profit/(Loss) for the quarter	596,851	121,312
Earnings/(Loss) per share (Rupees)	7.05	1.43

During the period gross profit margin improved significantly, rising from 14.56% to 42.78% compared to the same period in the previous year. The Company earned a profit before tax of Rs. 957.255 million

(i) Sales Performance

Sales revenue of the Company during the period in value terms posted an increase of 17.05%, mainly due to appreciation in local cement sales and substantial increase in the retention price.

(ii) Cost of Sales

Cost to Sales ratio decreased to 57.22% during the period as compared to 85.44% of the corresponding period of last year. The primary factors contributing to the reduction is the company's transition to utilizing cheaper domestic coal sources and installation of 3.5 MW solar project

SUBSEQUENT APPROPRIATIONS

- (i) To Majority Shareholders (Sky Pak Holding (Pvt) Ltd, Al-Miftah Holding (Pvt) Ltd, Golden Globe Holding (Pvt) Ltd & Rising Star Holding (Pvt) Ltd, collectively hold 51% of the total shares.

NIL

- (ii) To Minority Shareholders (Other than above).

Interim Cash Dividend of 5% i.e. Rs. 0.50/- per share

RENEWABLE ENERGY INITIATIVES

The Company has made notable progress in embracing renewable energy technologies. It has successfully installed a 3.5 MW solar power plant that generates clean electricity from solar energy. Furthermore, a new 1.5 MW solar plant project is underway and is set for completion soon. In addition, the Company has launched a wind power generation project with a capacity of 4.8 MW, expected to be completed in the last quarter of the 2024-25 financial year.

FUTURE OUTLOOK

The government is navigating a challenging economic landscape while striving for macroeconomic stabilization and essential structural reforms. Key risks include high downside potential due to reliance on the new IMF-EFF program and external financing. Fiscal restraint is expected to limit demand, income, and employment, complicating poverty alleviation efforts. Additionally, the banking sector's exposure to sovereign debt, political misalignments, and geopolitical instability pose significant challenges. To mitigate these risks, the government must maintain sound economic management, ensure market confidence, carefully manage fiscal expenditures, uphold a flexible exchange rate, and progress with critical reforms.

PERFORMANCE OF THE GROUP

A brief of the financial position and performance of the Group for the quarter ended September 30, 2024 are as follows:

	September 30, 2024	June 30, 2024
	------(Rupees in thousands)-----	
<u>Statement of Financial Position</u>		
Property, plant and equipment	4,048,956	4,063,937
Stock-in-Trade	113,169	250,702
Trade Debts	786,783	745,025
Total Equity - Holding Company	4,862,658	4,325,669
Trade and Other payables	1,190,899	1,423,518

	September 30, 2024	September 30, 2023
	------(Rupees in thousands)-----	
<u>Statement of Profit or Loss</u>		
Sales - net	1,897,284	1,495,625
Gross Profit	761,409	283,413
Selling, Distribution cost & Administrative Expense	50,442	56,140
Profit/(Loss) before taxation	862,007	231,887
Profit/(Loss) after taxation	500,964	144,391
Earnings per share (in Rupees)	6.34	1.60

ACKNOWLEDGEMENT

The Directors are grateful to the Company's shareholders, financial institutions and customers for their continued cooperation, support and patronage. The Directors acknowledge and appreciate the relentless efforts and dedicated services, team work, loyalty and hard work of all the employees of the Company and hope their unrelenting dedication shall further consolidate the Company and keep it abreast to face future challenges, developments and demands.



Kamran Munir Ansari
Chief Executive



Saleem Zamindar
Chairman

Karachi: October 25, 2024

**CONDENSED INTERIM
UNCONSOLIDATED
FINANCIAL STATEMENTS
FOR THE QUARTER ENDED
SEPTEMBER 30, 2024**

Thatta Cement Company Limited
Condensed Interim Unconsolidated Statement of Financial Position
As at September 30, 2024

		(Un-audited)	(Audited)
		September 30,	June 30,
		2024	2024
	Note	----- Rupees in thousands -----	
ASSETS			
NON-CURRENT ASSETS			
Property, plant and equipment	5	2,231,046	2,219,818
Intangible Assets	6	2,632	2,925
Long term investment in the Subsidiary	7	299,158	299,158
Gratuity fund asset		23,100	23,100
Long term deposits		5,125	5,125
		2,561,061	2,550,126
CURRENT ASSETS			
Stores, spare parts and loose tools	8	270,762	176,343
Stock-in-trade	9	108,571	243,941
Trade debts	10	181,138	138,875
Advances		48,673	25,474
Deposits and prepayments		20,482	7,300
Short term Investment		1,480,112	1,190,825
Other receivables and accrued mark-up		245,738	340,081
Cash and bank balances		2,931,439	2,953,616
		5,286,915	5,076,455
TOTAL ASSETS		7,847,976	7,626,581
EQUITY AND LIABILITIES			
SHAREHOLDERS' EQUITY			
Authorized capital		2,000,000	2,000,000
Share capital	11	847,181	847,181
Share premium		99,718	99,718
Accumulated profit		3,859,140	3,262,289
		4,806,039	4,209,188
NON-CURRENT LIABILITIES			
Long term deposits		12,787	22,787
Deferred taxation		345,445	349,364
		358,232	372,151
CURRENT LIABILITIES			
Trade and other payables	12	1,488,229	2,165,615
Dividend payable		1,933	1,933
Accrued mark-up		11,172	11,911
Taxation- net		984,718	668,134
Short term borrowings		197,653	197,649
		2,683,705	3,045,242
TOTAL EQUITY AND LIABILITIES		7,847,976	7,626,581
CONTINGENCIES AND COMMITMENTS			
	13		

The annexed notes from 1 to 21 form an integral part of these condensed interim unconsolidated financial statements.



CHIEF FINANCIAL OFFICER



CHIEF EXECUTIVE



DIRECTOR


Thatta Cement Company Limited
Condensed Interim Unconsolidated Statement of Profit or Loss (Un-audited)
For the quarter ended September 30, 2024

	Note	Quarter ended	
		September 30,	
		2024	2023
		----- Rupees in thousands -----	
Sales - gross		2,510,937	1,977,631
Sales tax and federal excise duty		(789,723)	(507,098)
Sales - net		1,721,214	1,470,533
Cost of sales	14	(984,855)	(1,256,375)
Gross profit		736,359	214,158
Selling and distribution cost		(11,725)	(13,399)
Administrative expenses		(36,083)	(39,483)
		688,551	161,276
Other operating expenses		(70,946)	(14,917)
Other income		357,838	69,258
Operating profit		975,443	215,617
Finance cost		(18,188)	(14,664)
Profit before taxation		957,255	200,953
Taxation			
Current		(364,323)	(65,196)
Deferred		3,919	(14,445)
		(360,404)	(79,641)
Profit for the quarter		596,851	121,312
Earnings per share - basic and diluted (Rupee)	15	7.05	1.43

The annexed notes from 1 to 21 form an integral part of these condensed interim unconsolidated financial statements.



CHIEF FINANCIAL OFFICER



CHIEF EXECUTIVE



DIRECTOR

Thatta Cement Company Limited
Condensed Interim Unconsolidated Statement of Comprehensive Income (Un-
audited)


For the quarter ended September 30, 2024

	Quarter ended	
	September 30,	
	2024	2023
	----- Rupees in thousands -----	
Profit for the quarter	596,851	121,312
Other comprehensive income / (loss)	-	-
Total comprehensive profit for the quarter	596,851	121,312

The annexed notes from 1 to 21 form an integral part of these condensed interim unconsolidated financial statements.



CHIEF FINANCIAL OFFICER



CHIEF EXECUTIVE



DIRECTOR

Thatta Cement Company Limited
Condensed Interim Unconsolidated Statement of Cash Flows (Un-audited)
For the quarter ended September 30, 2024

	Quarter ended	
	September 30,	
	2024	2023
	----- Rupees in thousands -----	
CASH FLOWS FROM OPERATING ACTIVITIES		
Profit before taxation	957,255	200,953
Adjustment for:		
Depreciation on property, plant and equipment	35,065	24,102
Amortization	293	293
Finance cost	18,188	14,664
Provision for leave encashment	-	1,371
Workers' Welfare Fund	19,536	4,102
Workers' Profit Participation Fund	51,410	10,793
Other charge	6,539	-
Gain on disposal of property, plant and equipment	(1,800)	(4,703)
	129,231	50,622
Operating cash flows before working capital changes	1,086,486	251,575
<i>(Increase) / decrease in current assets</i>		
Stores, spare parts and loose tools	(94,419)	(46,531)
Stock-in-trade	135,370	369,525
Trade debts	(42,263)	2,318
Advances	(23,199)	5,304
Trade deposits and prepayments	(13,182)	(26,605)
Other receivables and accrued mark-up	94,343	(29,303)
	56,650	274,708
<i>Decrease in current liabilities</i>		
Trade and other payables	(674,760)	(68,833)
Cash generated from operations	468,376	457,450
Finance cost paid	(18,927)	(14,170)
Leave encashment paid	-	(184)
Workers' Profit Participation Fund paid	(80,111)	-
Income tax paid - net	(47,739)	(2,518)
Net cash generated from operating activities	321,599	440,578
CASH FLOWS FROM INVESTING ACTIVITIES		
Fixed capital expenditure	(46,293)	(18,416)
Short term investment	(289,287)	(218,150)
Proceeds from disposal of property, plant & equipment	1,800	4,703
Long term deposit - liabilities	(10,000)	33,150
Net cash used in investing activities	(343,780)	(198,713)

	Quarter ended	
	September 30,	
	2024	2023
	----- Rupees in thousands -----	
Net increase / (decrease) in cash and cash equivalents	(22,181)	241,865
Cash and cash equivalents at beginning of the quarter	2,755,967	460,462
Cash and cash equivalents at end of the quarter	2,733,786	702,327
CASH AND CASH EQUIVALENTS		
Cash and bank balances	2,931,439	898,953
Short term borrowings	(197,653)	(196,626)
	2,733,786	702,327

The annexed notes from 1 to 21 form an integral part of these condensed interim unconsolidated financial statements.



CHIEF FINANCIAL OFFICER



CHIEF EXECUTIVE



DIRECTOR

Thatta Cement Company Limited
Condensed Interim Unconsolidated Statement of Changes in Equity (Un-audited)
For the quarter ended September 30, 2024

	Share capital	Reserves		Total
		Share premium	Accumulated profit	
----- Rupees in thousands -----				
Balance as at July 1, 2023 (audited)	997,181	99,718	1,887,810	2,984,709
Total comprehensive profit for the quarter ended September 30, 2023				
Profit for the quarter	-	-	121,312	121,312
Balance as at September 30, 2023 (un-audited)	<u>997,181</u>	<u>99,718</u>	<u>2,009,122</u>	<u>3,106,021</u>
Balance as at July 1, 2024 (audited)	847,181	99,718	3,262,289	4,209,188
Total comprehensive profit for the quarter ended September 30, 2024				
Profit for the quarter	-	-	596,851	596,851
Balance as at September 30, 2024 (un-audited)	<u>847,181</u>	<u>99,718</u>	<u>3,859,140</u>	<u>4,806,039</u>

The annexed notes from 1 to 21 form an integral part of these condensed interim unconsolidated financial statements.



CHIEF FINANCIAL OFFICER



CHIEF EXECUTIVE



DIRECTOR

Thatta Cement Company Limited
Notes to the Condensed Interim Unconsolidated Financial Statements (Un-audited)
For the quarter ended September 30, 2024

1 STATUS AND NATURE OF BUSINESS

Thatta Cement Company Limited (the Company) was incorporated in Pakistan in 1980 as a public limited Company. The shares of the Company are quoted at the Pakistan Stock Exchange. The Company's main business activity is manufacturing and marketing of cement. The registered office of the Company is situated at CL/5-4, State Life Building No. 10, Abdullah Haroon Road, Karachi, Pakistan. The production facility of the Company comprises of 233 acres and is located at Ghulamullah Road, Makli, District Thatta, Sindh.

The Company owns 62.43% shareholding of Thatta Power (Private) Limited (the Subsidiary Company). The principal business of the Subsidiary Company is generation and supply of electric power.

2 BASIS OF PREPARATION

2.1 Statement of Compliance

These condensed interim unconsolidated financial statements are unaudited and are being submitted to the shareholders as required under section 237 of the Companies Act, 2017 and the Pakistan Stock Exchange Regulations.

These condensed interim unconsolidated financial statements for the quarter ended September 30, 2024 have been prepared in accordance with the accounting and reporting standards as applicable in Pakistan for interim financial reporting. The accounting and reporting standards as applicable in Pakistan for interim financial reporting comprise of:

International Accounting Standard (IAS) 34, Interim Financial Reporting, issued by the International Accounting Standard Board (IASB) as notified under the Companies Act, 2017 and provisions of and directives issued under the Companies Act, 2017.

Where the provisions of and directives issued under the Companies Act, 2017 differ from the requirements of IAS 34, the provisions of and directives issued under the Companies Act, 2017 have been followed.

2.2 These condensed interim unconsolidated financial statements do not include all the statements and disclosures required for full annual financial statements and should be read in conjunction with the annual financial statements of the Company as at and for the year ended June 30, 2024 which have been prepared in accordance with approved accounting standards as applicable in Pakistan. However, selected explanatory notes are included to explain events and transactions that are significant to an understanding of the changes in the Company's financial position and performance since the last annual financial statements.

2.3 The comparative unconsolidated statement of financial position presented in these condensed interim unconsolidated financial statements has been extracted from the annual audited unconsolidated financial statements of the Company for the year ended June 30, 2024, whereas the comparative condensed interim unconsolidated statement of profit or loss, condensed interim unconsolidated statement of comprehensive income, condensed interim unconsolidated statement of cash flows and condensed interim unconsolidated statement of changes in equity are extracted from the unaudited condensed interim unconsolidated financial statements for the quarter ended September 30, 2023.

2.4 Basis of measurement

These condensed interim unconsolidated financial statements have been prepared under the historical cost convention unless stated otherwise.

These condensed interim unconsolidated financial statements have been prepared following accrual basis of accounting except for condensed interim unconsolidated statement of cash flows.

2.5 Functional and presentation currency

These condensed interim unconsolidated financial statements have been prepared and presented in Pakistani Rupee which is the Company's functional and presentation currency.

3 SIGNIFICANT ACCOUNTING POLICIES

The accounting policies and methods of computation adopted in the preparation of these condensed interim unconsolidated financial statements are the same as those applied in preparation of the annual audited unconsolidated financial statements as at and for the year ended June 30, 2024.

4 ESTIMATES AND JUDGEMENTS

The preparation of these condensed interim unconsolidated financial statements require management to make certain judgments, estimates and assumptions that affect the application of accounting policies and the reported amounts of assets, liabilities, income and expenses. Actual results may differ from these estimates.

The significant judgments made by management in applying the Company's accounting policies and key sources of estimation of uncertainty are the same as those that were applied to the financial statements for the year ended June 30, 2024.

		(Unaudited)	(Audited)
		September 30,	June 30,
		2024	2024
	Note	----- Rupees in thousands -----	
5	PROPERTY, PLANT AND EQUIPMENT		
Operating fixed assets	5.1	1,915,856	1,946,349
Major stores and spares	5.2	54,022	33,585
Capital work in progress	5.3	261,168	239,884
		2,231,046	2,219,818
5.1	Operating fixed assets		
Opening net book value (NBV)		1,946,349	1,756,027
Additions during the quarter / year at cost	5.1.1	4,572	334,529
		1,950,921	2,090,556
WDV of disposals during the quarter / year		-	(1,404)
Depreciation charge for the quarter / year		(35,065)	(142,803)
		(35,065)	(144,207)
Closing net book value (NBV)		1,915,856	1,946,349
5.1.1	Detail of additions (at cost) during the quarter / year are as follows:		
Factory building on freehold land		-	14,813
Electrical installations		-	245,225
Plant and machinery		1,102	41,408
Vehicles		3,130	31,654
Office equipment		340	139
Computers		-	1,290
		4,572	334,529
5.2	Major stores and spares		
Cost			
Opening balance		86,329	112,243
Additions during the quarter / year		25,008	46,943
Transferred during the quarter / year		(4,571)	(72,857)
Closing balance		106,766	86,329
Accumulated impairment			
Opening balance		(52,744)	(47,098)
Impairment charge for the quarter / year		-	(5,646)
Closing balance		(52,744)	(52,744)
Net book value		54,022	33,585
5.3	Capital work-in-progress		
Opening Balance		239,884	17,639
Additions during the quarter / year		21,284	482,178
Transfers during the quarter / year		-	(259,933)
Closing Balance		261,168	239,884

		(Unaudited)	(Audited)
		September 30,	June 30,
		2024	2024
	Note	----- Rupees in thousands -----	
6	INTANGIBLE ASSETS		
Cost		5,850	5,850
Amortization on intangibles			
Opening balance		(2,925)	(1,755)
Charge for the quarter / year		(293)	(1,170)
Closing balance		(3,218)	(2,925)
Net book value		2,632	2,925
7	LONG TERM INVESTMENT IN SUBSIDIARY COMPANY		
Thatta Power (Private) Limited (TPPL)	7.1 & 7.2	299,158	299,158
7.1	The Company owns 62.43% shareholding of TPPL as at September 30, 2024 (June 30, 2024: 62.43%). The principal business of the Subsidiary Company is generation and sale of electric power. As at September 30, 2023, TPPL has authorized and issued share capital of Rs. 500.00 million and Rs. 479.16 million divided into 50,000,000 and 47,915,830 ordinary shares respectively. Investment in Subsidiary Company is accounted and carried on the basis of cost.		
7.2	Thatta Cement Company Limited has pledged its investment in shares of TPPL in favor of National Bank of Pakistan (NBP) as the security trustee against syndicate term finance facility extended by NBP and other syndicated banks of TPPL.		
8	STORES, SPARE PARTS AND LOOSE TOOLS		
Coal and other fuels		77,302	33,033
Stores & spare parts		234,097	183,949
Loose tools		51	49
		311,450	217,031
Provision for obsolete stores		(10,898)	(10,898)
Provision for slow moving stores and spares		(29,790)	(29,790)
		(40,688)	(40,688)
		270,762	176,343
9	STOCK-IN-TRADE		
Raw material		13,383	12,959
Packing material		22,339	21,322
Work-in-process		18,236	146,166
Finished goods		54,613	63,494
		108,571	243,941
10	TRADE DEBTS		
Considered good			
Local - unsecured		181,138	138,875
Considered doubtful			
Local - unsecured		75,340	75,340
		256,478	214,215
Allowance for expected credit losses		(75,340)	(75,340)
		181,138	138,875

11 SHARE CAPITAL

(Un-audited)	(Audited)		(Un-audited)	(Audited)
September 30,	June 30,		September 30,	June 30,
2024	2024		2024	2024
--- Number of shares ---			----- Rupees in thousands -----	
Authorized share capital				
200,000,000	200,000,000	Ordinary shares of Rs. 10/- each	2,000,000	2,000,000
Issued, subscribed and paid-up share capital				
89,418,125	89,418,125	Ordinary shares of Rs. 10/- each - shares allotted for consideration fully paid in cash	894,181	894,181
10,300,000	10,300,000	Ordinary shares of Rs. 10/- each - shares allotted for consideration other than cash	103,000	103,000
(15,000,000)	(15,000,000)	Treasury Shares	(150,000)	(150,000)
84,718,125	84,718,125		847,181	847,181

12 TRADE AND OTHER PAYABLES

Trade creditors			477,423	705,125
Accrued liabilities			514,280	1,078,159
Contract liability			167,816	136,512
Excise duty and sales tax payable			145,049	56,696
Workers' Profit Participation Fund			110,661	132,823
Workers' Welfare Fund			70,009	50,473
Other liabilities			2,991	5,827
			1,488,229	2,165,615

13 CONTINGENCIES AND COMMITMENTS

13.1 Contingencies

The status of contingencies as disclosed in annual audited unconsolidated financial statements for the year ended June 30, 2024 are same as at September 30, 2024.

13.2 Commitments

13.2.1 Guarantee given by a commercial bank to Sui Southern Gas Company Limited on behalf of the Company amounts to Rs. 45 million (June 30, 2024: Rs. 45 million).

13.2.2 Irrevocable letter of credit under revenue expenditure as at reporting date is Rs. 1,041.387 million (June 30, 2024: Rs. 881.257 million)

13.2.3 Other outstanding guarantees given on behalf of the Company by banks amounting to Rs. 27.325 million (June 30, 2024: Rs. 52.325 million).

Thatta Cement Company Limited
Notes to the Condensed Interim Unconsolidated Financial Statements (Un-audited)
For the quarter ended September 30, 2024

		Quarter ended	
		September 30,	
		2024	2023
		----- Rupees in thousands -----	
14	COST OF SALES		
	Raw material consumed and fuel & power	601,994	631,276
	Packing material consumed and stores, spare parts & loose tools consumed	127,234	129,748
	Salaries, wages and other benefits	74,105	95,069
	Insurance, repairs & maintenance and vehicle hire, running & maintenance	10,282	17,563
	Depreciation	32,744	23,153
	Communication, entertainment and other production overheads	1,685	2,078
	Cost of production	848,044	898,887
	Work-in-process		
	Opening balance	146,166	737,889
	Closing balance	(18,237)	(394,261)
		127,929	343,628
	Cost of goods manufactured	975,973	1,242,515
	Finished goods		
	Opening balance	63,494	93,529
	Closing balance	(54,612)	(79,669)
		8,882	13,860
		984,855	1,256,375
15	EARNINGS PER SHARE - BASIC AND DILUTED		
	Profit/(loss) for the quarter (Rupees in thousands)	596,851	121,312
	Weighted average number of ordinary shares	84,718,125	84,718,125
	Earnings/(loss) per share - basic and diluted (Rupees)	7.05	1.43
16	RELATED PARTY TRANSACTIONS & BALANCES		
	Related parties comprise of subsidiary company, associated undertakings, Directors of the Company, key management personnel and staff retirement funds. The Company continues to have a policy whereby all transactions with related parties are entered into at commercial terms and conditions except for service level agreement for business support services with the Subsidiary Company for which the basis are approved by the Board of Directors. Details of transactions during the quarter ended/outstanding balances as at September 30, 2024 with related parties are as follows:		

		Quarter ended	
		September 30,	
		2024	2023
		----- Rupees in thousands -----	
16.1	Transactions with related parties		
16.1.1	Subsidiary Company		
	Thatta Power (Private) Limited		
	Common shared expenses	1,532	1,421
	Receipts on account of common shared expenses	-	1,848
	Purchase of store items - net	32	453
	Payment on account of purchase of store items - net	-	723
	Purchase of electricity (inclusive of GST)	423,670	307,112
	Payment on account of electricity (inclusive of GST)	510,000	286,270
	Management fee claimed	9,843	8,793
	Management fee received	-	11,191
	Sale of waste heat	78,204	7,133
	Receipt on account of sale of waste heat	-	10,837
16.1.2	Key management personnel		
	Salaries and benefits	19,986	30,832
16.1.3	Other related parties		
	Contribution to employees' Provident Fund	2,979	3,292
	Education expenses - Model Terbiat School	111	1,057
		(Un-audited)	(Audited)
		September 30,	June 30,
		2024	2024
		----- Rupees in thousands -----	
16.2	Balances with related parties		
16.2.1	Subsidiary Company		
	Thatta Power (Private) Limited		
	Payable against purchase of electricity (inclusive of GST)	923,717	1,010,047
	Receivable against management fee (inclusive of SST)	36,220	26,377
	Receivable against common shared expenses	5,388	3,856
	Receivable / (payable) against purchase of store items - net	(403)	(371)
	Receivable against sale of waste heat (inclusive of GST)	354,504	276,300
16.2.2	Other related parties		
	Receivable from Gratuity Fund	23,100	23,100
16.3	There are no transactions with key management personnel other than under their terms of employment.		

17 FAIR VALUE MEASUREMENTS

The carrying values of all financial assets and liabilities reflected in the condensed interim unconsolidated financial statements approximate their fair values. Fair value is the amount that would be received to sell an asset or paid to transfer a liability in an orderly transaction between market participants at the measurement date.

The Company uses the following hierarchy for determining and disclosing the fair value of financial instruments by valuation technique:

Level 1: quoted prices (unadjusted) in active markets for identical assets or liabilities.

Level 2: inputs other than quoted prices included within level 1 that are observable for the asset either directly or derived from prices.

Level 3: inputs for the asset or liability that are not based on observable market data (unadjusted) inputs.

The fair value of all other assets and liabilities is estimated to approximate their carrying value.

18 CORRESPONDING FIGURES

Corresponding figures have been rearranged and reclassified, wherever necessary for the purpose of comparison and better presentation. However, no significant reclassification has been made during the period.

19 NUMBER OF EMPLOYEES

The number of employees as at September 30, 2024 was 399 (June 30, 2024: 409) and average number of employees during the period was 398 (June 30, 2024: 476).

20 DATE OF AUTHORIZATION FOR ISSUE

These condensed interim unconsolidated financial statements have been authorized for issue on October 25, 2024 by the Board of Directors of the Company.

21 GENERAL

Amounts have been rounded off to the nearest thousands of rupees unless otherwise stated.



CHIEF FINANCIAL OFFICER



CHIEF EXECUTIVE



DIRECTOR

**CONDENSED INTERIM
CONSOLIDATED
FINANCIAL STATEMENTS
FOR THE QUARTER ENDED
SEPTEMBER 30, 2024**


Thatta Cement Company Limited
Condensed Interim Consolidated Statement of Financial Position (Un-audited)
As at September 30, 2024

		(Un-audited)	(Audited)
		September 30,	June 30,
		2024	2024
	Note	---- Rupees in thousands ----	
ASSETS			
NON-CURRENT ASSETS			
Property, plant and equipment	5	4,048,956	4,063,937
Intangible Assets	6	2,632	2,925
Gratuity fund asset		23,100	23,100
Long term deposits		5,125	5,125
		4,079,813	4,095,087
CURRENT ASSETS			
Stores, spare parts and loose tools	7	307,570	221,907
Stock-in-trade	8	113,169	250,702
Trade debts	9	786,783	745,025
Advances		147,613	38,486
Deposits and prepayments		258,159	233,502
Short term investment		1,480,112	1,190,825
Other receivables and accrued mark-up		249,112	29,738
Sales tax refundable		62,555	40,396
Cash and bank balances		2,967,891	2,992,916
		6,372,964	5,743,497
TOTAL ASSETS		10,452,777	9,838,584
EQUITY AND LIABILITIES			
SHAREHOLDERS' EQUITY			
Share capital	10	847,181	847,181
Share premium		99,718	99,718
Accumulated profit		4,862,658	4,325,669
Equity attributable to the owners of the Holding Company		5,809,557	5,272,568
Non-controlling interests		785,255	821,280
		6,594,812	6,093,848
NON-CURRENT LIABILITIES			
Long term deposits		12,787	22,787
Long term employee benefit		-	-
Deferred taxation		345,445	349,364
		358,232	372,151
CURRENT LIABILITIES			
Trade and other payables	11	1,190,899	1,423,518
Dividend payable		1,933	1,933
Accrued mark-up		390,637	348,088
Current maturity of long term financing		751,329	751,329
Taxation - net		967,282	650,068
Short term borrowings		197,653	197,649
		3,499,733	3,372,585
TOTAL EQUITY AND LIABILITIES		10,452,777	9,838,584
CONTINGENCIES AND COMMITMENTS			
	12		

The annexed notes from 1 to 21 form an integral part of these condensed interim consolidated financial statements.



CHIEF FINANCIAL OFFICER



CHIEF EXECUTIVE



DIRECTOR


Thatta Cement Company Limited
Condensed Interim Consolidated Statement of Profit or Loss (Un-audited)
For the quarter ended September 30, 2024

	Note	Quarter ended	
		September 30,	
		2024	2023
		---- Rupees in thousands ----	
Sales - gross		2,718,700	2,099,844
Sales tax and federal excise duty		(821,416)	(604,219)
Sales - net		1,897,284	1,495,625
Cost of sales	13	(1,135,875)	(1,212,212)
Gross profit		761,409	283,413
Selling and distribution cost		(11,725)	(13,399)
Administrative expenses		(38,717)	(42,741)
		710,967	227,273
Other operating expenses		(70,946)	(14,917)
Other income		283,498	82,145
Operating profit		923,519	294,501
Finance cost		(61,512)	(62,614)
Profit before taxation		862,007	231,887
Taxation			
Current		(364,962)	(73,051)
Deferred		3,919	(14,445)
		(361,043)	(87,496)
Profit for the quarter		500,964	144,391
Profit / (loss) for the period attributable to:			
Equity holders of the Holding Company		536,989	135,720
Non-controlling interests		(36,025)	8,671
		500,964	144,391
Earnings per share - basic and diluted (Rupee)	14	6.34	1.60


The annexed notes from 1 to 21 form an integral part of these condensed interim consolidated financial statements.



CHIEF FINANCIAL OFFICER



CHIEF EXECUTIVE



DIRECTOR

Thatta Cement Company Limited
Condensed Interim Consolidated Statement of Comprehensive Income (Un-audited)
For the quarter ended September 30, 2024

	Quarter ended	
	September 30,	
	2024	2023
	---- Rupees in thousands ----	
Profit for the quarter	500,964	144,391
Other comprehensive income	-	-
Total comprehensive income for the quarter	500,964	144,391
Total comprehensive income / (loss) for the period attributable to:		
Equity holders of the Holding Company	536,989	135,720
Non-controlling interests	(36,025)	8,671
	500,964	144,391

The annexed notes from 1 to 21 form an integral part of these condensed interim consolidated financial statements.



CHIEF FINANCIAL OFFICER



CHIEF EXECUTIVE



DIRECTOR

Thatta Cement Company Limited
Condensed Interim Consolidated Statement of Cash Flows (Un-audited)
For the quarter ended September 30, 2024

	Quarter ended	
	September 30,	
	2024	2023
	---- Rupees in thousands ----	
CASH FLOWS FROM OPERATING ACTIVITIES		
Profit / (loss) before taxation	862,007	231,887
Adjustment for:		
Depreciation on property, plant and equipment	69,737	52,809
Amortization	293	293
Finance cost	61,512	62,614
Provision for leave encashment	-	1,371
Workers' Welfare Fund	19,536	4,102
Workers' Profit Participation Fund	51,410	10,793
Other charge	6,539	-
Gain on disposal of property, plant and equipment	(1,800)	(4,703)
	207,227	127,279
Operating cash flows before working capital changes	1,069,234	359,166
<i>(Increase) / decrease in current assets</i>		
Stores, spare parts and loose tools	(85,663)	(40,569)
Stock-in-trade	137,533	371,613
Trade debts	(41,758)	13,799
Advances	(109,127)	(4,077)
Trade deposits and prepayments	(24,657)	(31,795)
Sales tax refundable	(22,159)	-
Other receivables and accrued mark-up	(219,374)	(64,221)
	(365,205)	244,750
<i>Increase / (decrease) in current liabilities</i>		
Trade and other payables	(229,993)	(91,836)
Cash generated from operations	474,036	512,080
Finance cost paid	(18,963)	(14,172)
Workers' Profit Participation Fund paid	(80,111)	-
Leave encashment paid	-	(184)
Income tax paid - net	(47,748)	(3,544)
Net cash generated from operating activities	327,214	494,180
CASH FLOWS FROM INVESTING ACTIVITIES		
Fixed capital expenditure	(54,756)	(20,141)
Short term investment	(289,287)	(243,150)
Long term deposit - liabilities	(10,000)	33,150
Proceeds from disposal of property, plant & equipment	1,800	4,703
Net cash used in investing activities	(352,243)	(225,438)

Quarter ended	
September 30,	
2024	2023
---- Rupees in thousands ----	

CASH FLOWS FROM FINANCING ACTIVITIES

Repayment of long term financing	-	-
Dividend claimed	-	-
Net cash used in financing activities	-	-
Net (decrease) / increase in cash and cash equivalents	(25,029)	268,742
Cash and cash equivalents at beginning of the quarter	2,795,267	477,843
Cash and cash equivalents at end of the quarter	2,770,238	746,585
CASH AND CASH EQUIVALENTS		
Cash and bank balances	2,967,891	943,211
Short term borrowings	(197,653)	(196,626)
	2,770,238	746,585

The annexed notes from 1 to 21 form an integral part of these condensed interim consolidated financial statements.



CHIEF FINANCIAL OFFICER



CHIEF EXECUTIVE



DIRECTOR


Thatta Cement Company Limited
Condensed Interim Consolidated Statement of Changes in Equity (Un-audited)
For the quarter ended September 30, 2024

	Equity attributable to owners of the Holding Company			Non-controlling interests	Total equity	
	Share capital	Share premium	Accumulated profit			Total
----- Rupees in thousands -----						
Balance as at July 1, 2023 (audited)	997,181	99,718	3,090,047	4,186,946	904,844	5,091,790
Total comprehensive profit for the quarter ended September 30, 2023						
Profit for the quarter	-	-	135,720	135,720	8,671	144,391
Balance as at September 30, 2023 (un-audited)	<u>997,181</u>	<u>99,718</u>	<u>3,225,767</u>	<u>4,322,666</u>	<u>913,515</u>	<u>5,236,181</u>
Balance as at July 1, 2024 (audited)	847,181	99,718	4,325,669	5,272,568	821,280	6,093,848
Total comprehensive profit for the quarter ended September 30, 2024						
Profit / (loss) for the quarter	-	-	536,989	536,989	(36,025)	500,964
Balance as at September 30, 2024 (un-audited)	<u>847,181</u>	<u>99,718</u>	<u>4,862,658</u>	<u>5,809,557</u>	<u>785,255</u>	<u>6,594,812</u>


The annexed notes from 1 to 21 form an integral part of these condensed interim consolidated financial statements.



CHIEF FINANCIAL OFFICER



CHIEF EXECUTIVE



DIRECTOR

Thatta Cement Company Limited
Notes to the Condensed Interim Consolidated Financial Statements (Un-audited)
For the quarter ended September 30, 2024

1 THE GROUP AND ITS OPERATIONS

- 1.1** The Group consists of Thatta Cement Company Limited (TCCL) and Thatta Power (Private) Limited (TPPL) (together referred as "the Group").
- 1.2** Thatta Cement Company Limited (the Holding Company) was incorporated in Pakistan in 1980 as a public limited company. The shares of the Holding Company are quoted at the Pakistan Stock Exchange. The Holding Company's main business activity is manufacturing and marketing of cement. The registered office of the Holding Company is situated at CL/5-4, State Life Building No. 10, Abdullah Haroon Road, Karachi, Pakistan. The production facility of the Holding Company is located at Ghulamullah Road, Makli, District Thatta, Sindh.
- 1.3** Thatta Power (Private) Limited (the Subsidiary Company) is a 62.43% owned subsidiary of the Holding Company as at September 30, 2024 (June 30, 2024: 62.43%). The principal business activity of the Subsidiary Company is generation and sale of electric power. As at September 30, 2024 TPPL has authorized and issued capital of Rs. 500 million and Rs. 479.16 million divided into 50,000,000 (June 30, 2022: 50,000,000) ordinary shares and 47,915,830 (June 30, 2022: 47,915,830) ordinary shares respectively. The registered office and generation facility of the Subsidiary Company is situated at Ghulamullah Road, Makli, District Thatta, Sindh.

2 BASIS OF PREPARATION

2.1 Statement of compliance

These condensed interim consolidated financial statements for the quarter ended September 30, 2024 have been prepared in accordance with the requirements of the International Accounting Standard (IAS) 34, 'Interim Financial Reporting' and provisions of and directives issued under the Companies Act, 2017. In case the requirements differ, the provisions of and directives issued under the Companies Act, 2017 shall prevail. The disclosures in these condensed interim consolidated financial statements do not include all of the information required in the annual audited consolidated financial statements and should be read in conjunction with the annual audited consolidated financial statements of the Group as at and for the year ended June 30, 2024.

These condensed interim consolidated financial statements are unaudited and are being submitted to the shareholders as required under section 228 and 237 of the Companies Act, 2017 and the Pakistan Stock Exchange Regulations.

These condensed interim consolidated financial statements comprise of the condensed interim consolidated statement of financial position as at June 30, 2024 and condensed interim consolidated statement of profit or loss, condensed interim consolidated statement of comprehensive income, condensed interim consolidated statement of cash flows and condensed interim consolidated statement of changes in equity for the quarter ended September 30, 2024.

2.2 Basis of consolidation

These condensed interim consolidated financial statements include the condensed interim financial statements of the Holding Company and the Subsidiary Company.

The condensed interim financial statements of the Subsidiary Company are included in the condensed interim consolidated financial statements from the date on which more than 50% voting rights are transferred to the Holding Company or power to govern the financial and operating policies of an entity so as to obtain benefits from its activities. Upon loss of control, the Holding Company derecognises the assets and liabilities of the Subsidiary Company, any non-controlling interests and other components of equity related to the Subsidiary Company. Any surplus or deficit arising on the loss of control is recognised in profit and loss account.

The financial statements of the Subsidiary Company are prepared for the same reporting period as of the Holding Company, using accounting policies that are generally consistent with those of the Holding Company.

The assets and liabilities of the Subsidiary Company have been consolidated on a line-by-line basis. The carrying value of investment held by the Holding Company is eliminated against the Subsidiary Company's shareholders' equity in the condensed interim consolidated financial statements. Intra-group balances and transactions are eliminated.

2.3 Functional and presentation currency

These condensed interim consolidated financial statements have been prepared and presented in Pakistani Rupee which is the Group's functional and presentation currency.

3 SIGNIFICANT ACCOUNTING POLICIES

The accounting policies and methods of computation adopted in the preparation of these condensed interim consolidated financial statements are the same as those applied in preparation of the annual audited consolidated financial statements as at and for the year ended June 30, 2024.

4 ESTIMATES AND JUDGEMENTS

The preparation of these condensed interim consolidated financial statements require management to make certain judgments, estimates and assumptions that affect the application of accounting policies and the reported amounts of assets, liabilities, income and expenses. Actual results may differ from these estimates.

The significant judgments made by management in applying the group's accounting policies and key sources of estimation of uncertainty are the same as those that were applied to the financial statements for the year ended June 30, 2024.

		(Un-audited) September 30, 2024	(Audited) June 30, 2024
	Note	---- Rupees in thousands ----	
5 PROPERTY, PLANT AND EQUIPMENT			
Operating fixed assets	5.1	3,733,766	3,790,468
Major stores and spares	5.2	54,022	33,585
Capital work in progress	5.3	261,168	239,884
		4,048,956	4,063,937
5.1 Operating fixed assets			
Opening net book value (NBV)		3,790,468	3,725,575
Additions during the quarter / year at cost	5.1.1	13,035	336,360
		3,803,503	4,061,935
WDV of disposals during the quarter / year		-	(1,404)
Depreciation charge for the quarter / year		(69,737)	(270,063)
		(69,737)	(271,467)
Closing net book value (NBV)		3,733,766	3,790,468
5.1.1 Detail of additions (at cost) during the period / year are as follows:			
Factory building on freehold land		-	14,813
Electrical installations		-	245,225
Plant and machinery		9,395	43,133
Vehicles		3,130	31,654
Office equipment		510	245
Computers		-	1,290
		13,035	336,360
5.2 Major stores and spares			
Cost			
Opening balance		89,273	115,187
Additions during the quarter / year		25,008	46,943
Transferred during the quarter / year		(4,571)	(72,857)
Closing balance		109,710	89,273
Accumulated impairment			
Opening balance		(55,688)	(47,098)
Impairment charge for the quarter / year		-	(8,590)
Closing balance		(55,688)	(55,688)
Net book value		54,022	33,585
5.3 Capital work-in-progress			
Opening Balance		239,884	17,639
Additions during the quarter / year		21,284	482,178
Transfers during the quarter / year		-	(259,933)
Closing Balance		261,168	239,884

		(Un-audited)	(Audited)
		September 30,	June 30,
		2024	2024
	Note	---- Rupees in thousands ----	
6	INTANGIBLE ASSETS		
	Cost	5,850	5,850
	Amortization on intangibles		
	Opening balance	(2,925)	(1,755)
	Charge for the quarter / year	(293)	(1,170)
	Closing balance	(3,218)	(2,925)
	Net book value	2,632	2,925
7	STORES, SPARE PARTS AND LOOSE TOOLS		
	Coal and other fuels	77,302	33,033
	Stores & spare parts	272,536	231,144
	Loose tools	51	49
		349,889	264,226
	Provision for obsolete stores	(10,898)	(10,898)
	Provision for slow moving stores and spares	(31,421)	(31,421)
		(42,319)	(42,319)
		307,570	221,907
8	STOCK-IN-TRADE		
	Raw material	13,383	12,959
	Packing material	22,339	21,322
	Work-in-process	21,080	151,865
	Finished goods	56,367	64,556
		113,169	250,702
9	TRADE DEBTS		
	Considered good		
	Local - unsecured	9.1 786,783	745,025
	Considered doubtful		
	Local - unsecured	75,340	75,340
		862,123	820,365
	Allowance for expected credit losses	(75,340)	(75,340)
		786,783	745,025
9.1	It includes receivable from HESCO by the Subsidiary Company is secured against Standby Letter of Credit (SBLC) issued by National Bank of Pakistan to the extent of Rs. 286.71 million.		

10 SHARE CAPITAL

(Un-audited)	(Audited)		(Un-audited)	(Audited)
September 30,	June 30,		September 30,	June 30,
2024	2024		2024	2024
--- Number of shares ---			---- Rupees in thousands ----	
Authorized share capital				
200,000,000	200,000,000	Ordinary shares of Rs. 10/- each	2,000,000	2,000,000
Issued, subscribed and paid-up share capital				
89,418,125	89,418,125	Ordinary shares of Rs. 10/- each - shares allotted for consideration fully paid in cash	894,181	894,181
10,300,000	10,300,000	Ordinary shares of Rs. 10/- each - shares allotted for consideration other than cash	103,000	103,000
(15,000,000)	(15,000,000)		(150,000)	-150,000
84,718,125	84,718,125		847,181	847,181

11 TRADE AND OTHER PAYABLES

Trade creditors			843,675	718,733
Accrued liabilities			(204,117)	267,607
Contract liability			167,816	136,512
Excise duty and sales tax payable			145,049	56,696
Workers' Profit Participation Fund (WPPF)			150,317	172,479
Workers' Welfare Fund (WWF)			85,078	65,542
Other liabilities			3,081	5,949
			1,190,899	1,423,518

12 CONTINGENCIES AND COMMITMENTS

12.1 Contingencies

The status of contingencies as disclosed in annual audited consolidated financial statements for the year ended June 30, 2024 are same as at September 30, 2024.

12.2 Commitments

12.2.1 Guarantee given by a commercial bank to Sui Southern Gas Company Limited on behalf of the Holding Company amounts to Rs. 45 million (June 30, 2024: Rs. 45 million).

12.2.2 Irrevocable letter of credit under revenue expenditure as at reporting date is Rs. 1,041.387 million (June 30, 2024: Rs. 881.257 million)

12.2.3 Other outstanding guarantees given on behalf of the Company by banks amounting to Rs. 27.325 million (June 30, 2024: Rs. 52.325 million).

12.2.4 Guarantees given by banks on behalf of the Company **200,000** 200,000

Thatta Cement Company Limited
Notes to the Condensed Interim Consolidated Financial Statements (Un-audited)
For the quarter ended September 30, 2024

		Quarter ended	
		September 30,	
		2024	2023
		----- Rupees in thousands -----	
13	COST OF SALES		
	Raw material consumed and fuel & power	678,985	58,521
	Packing material consumed and stores, spare parts & loose tools consumed	154,210	54,423
	Salaries, wages and other benefits	74,105	32,853
	Insurance, repairs & maintenance and vehicle hire, running & maintenance	20,373	528,747
	Depreciation	67,417	86,379
	Communication, entertainment and other production overheads	1,811	7,474
	Cost of production	996,901	768,397
	Work-in-process		
	Opening balance	151,865	417,627
	Closing balance	(21,081)	(269,932)
		130,784	147,695
	Cost of goods manufactured	1,127,685	916,092
	Finished goods		
	Opening balance	64,556	59,620
	Closing balance	(56,366)	(44,465)
		8,190	15,155
		1,135,875	931,247
14	EARNINGS PER SHARE - BASIC AND DILUTED		
	Profit for the period attributable to the equity holders of the Holding Company (Rupees in thousands)	536,989	135,720
	Weighted average number of ordinary shares	84,718,125	84,718,125
	Earnings per share - basic and diluted (Rupees)	6.34	1.60

15 RELATED PARTY TRANSACTIONS & BALANCES

Related parties comprise of associated undertakings, directors of the Group, key management personnel and staff retirement funds. The Group continues to have a policy whereby all transactions with related parties are entered into at commercial terms and conditions. Further, contribution to the defined contribution plan (provident fund) is made as per the terms of employment and trust deed and contribution to the defined benefit plan (gratuity fund) is in accordance with the actuarial advice. Details of transactions during the quarter ended / outstanding balances as at September 30, 2024 with related parties are as follows:

		Quarter ended	
		September 30,	
		2024	2023
		----- Rupees in thousands -----	
15.1	Transactions with related parties		
15.1.1	Key management personnel		
	Salaries and benefits	19,986	30,832
15.1.2	Other related parties		
	Contribution to employees' Provident Fund	2,979	3,292
	Education expenses - Model Terbiat School	111	1,057
		(Un-audited)	(Audited)
		September 30,	June 30,
		2024	2024
		---- Rupees in thousands ----	
15.2	Balances with related parties		
15.2.1	Other related parties		
	Receivable from Gratuity Fund	23,100	23,100
15.3	There are no transactions with key management personnel other than under their terms of employment.		

16 OPERATING SEGMENTS

For management purposes the Group is organized into following major business segments.

Cement Engaged in manufacturing and marketing of cement.
Power Engaged in generation and sale of electric power.

16.1 Revenues	Cement		Power		Intra group adjustment		Consolidated	
	September 2024	September 2023	September 2024	September 2023	September 2024	September 2023	September 2024	September 2023
----- Un-audited -----								
----- Rupees in thousands -----								
Sales - net	1,721,214	1,470,533	535,113	285,356	(359,043)	(260,264)	1,897,284	1,495,625
Cost of sales	(984,855)	(1,256,375)	(574,599)	(220,432)	423,579	264,595	(1,135,875)	(1,212,212)
Gross profit	736,359	214,158	(39,486)	64,924	64,536	4,331	761,409	283,413
Selling and distribution cost	(11,725)	(13,399)	-	-	-	-	(11,725)	(13,399)
Administrative expenses	(36,083)	(39,483)	(12,477)	(11,039)	9,843	7,781	(38,717)	(42,741)
	688,551	161,276	(51,963)	53,885	74,379	12,112	710,967	227,273
Other operating expenses	(70,946)	(14,917)	-	-	-	-	(70,946)	(14,917)
Other income	357,838	69,258	2,202	27,087	(76,542)	(14,200)	283,498	82,145
Operating profit	975,443	215,617	(49,761)	80,972	(2,163)	(2,088)	923,519	294,501
Finance cost	(18,188)	(14,664)	(43,324)	(47,950)	-	-	(61,512)	(62,614)
Segment results	957,255	200,953	(93,085)	33,022	(2,163)	(2,088)	862,007	231,887
Unallocated expenditures	-	-	-	-	-	-	-	-
Profit / (loss) before taxation	957,255	200,953	(93,085)	33,022	(2,163)	(2,088)	862,007	231,887
Taxation								
Current	(364,323)	(65,196)	(639)	(7,855)	-	-	(364,962)	(73,051.0)
Deferred	3,919	(14,445)	-	-	-	-	3,919	(14,445.0)
	(360,404)	(79,641)	(639)	(7,855)	-	-	(361,043)	(87,496)
Profit / (loss) for the period	596,851	121,312	(93,724)	25,167	(2,163)	(2,088)	500,964	144,391

16.2 Other information	Cement		Power		Intra group adjustment		Consolidated	
	September 2024	June 2024	September 2024	June 2024	September 2024	June 2024	September 2024	June 2024
----- Rupees in thousands -----								
Segment assets	7,847,976	7,626,581	3,824,682	3,832,298	(1,219,881)	(1,620,293)	10,452,777	9,838,586
Unallocated corporate assets	-	-	-	-	-	-	-	-
Total assets	7,847,976	7,626,581	3,824,682	3,832,298	(1,219,881)	(1,620,293)	10,452,777	9,838,586
Segment liabilities	3,041,937	3,417,393	1,739,745	1,653,636	(923,717)	(1,326,292)	3,857,965	3,744,737
Unallocated corporate liabilities	-	-	-	-	-	-	-	-
Total liabilities	3,041,937	3,417,393	1,739,745	1,653,636	(923,717)	(1,326,292)	3,857,965	3,744,737
Capital expenditure	46,293	530,860	8,463	3,400	-	-	54,756	534,260
Depreciation	35,065	142,803	34,673	107,285	-	-	69,738	250,088
Non-cash expenses other than depreciation	(1,507)	599	-	(2,288)	-	-	(1,507)	(1,689)

16.3 Reconciliation of reportable segment revenues, profit and loss, assets and liabilities:

	Consolidated	
	September 30, 2024	September 30, 2023
----- Rupees in thousands -----		
16.3.1 Operating revenues		
Total revenue of reportable segments	2,256,327	1,755,889
Elimination of intra group revenue	(359,043)	(260,264)
Consolidated revenue	1,897,284	1,495,625
16.3.2 Profit or loss		
Total profit before tax of reportable segments	864,170	233,975
Adjustment of unrealized profit and intra group transactions	(2,163)	(2,088)
Consolidated (loss) / profit before taxation	862,007	231,887

	Consolidated	
	(Un-audited)	(Audited)
	September 30,	June 30,
	2024	2024
	-- Rupees in thousands --	
16.3.3 Assets		
Total assets of reportable segments	11,672,658	11,458,879
Elimination of intra group balances and unrealised profit	(1,218,278)	(1,618,690)
Reclassification for consolidation purposes	(1,603)	(1,603)
Consolidated assets	<u>10,452,777</u>	<u>9,838,586</u>
16.3.4 Liabilities		
Total liabilities of reportable segments	4,781,682	5,071,029
Elimination of intra group balances	(923,717)	(1,326,292)
Consolidated liabilities	<u>3,857,965</u>	<u>3,744,737</u>

16.4 Information about major customers

Major customers for cement segment are various individual dealers, builders & developers whereas major customer for power segment is Hyderabad Electric Supply Company Limited (HESCO).

17 FAIR VALUE MEASUREMENTS

The carrying values of all financial assets and liabilities reflected in the condensed interim consolidated financial statements approximate their fair values. Fair value is the amount that would be received to sell an asset or paid to transfer a liability in an orderly transaction between market participants at the measurement date.

The Group uses the following hierarchy for determining and disclosing the fair value of financial instruments by valuation technique:

Level 1: quoted prices (unadjusted) in active markets for identical assets or liabilities.

Level 2: inputs other than quoted prices included within level 1 that are observable for the asset either directly or derived from prices.

Level 3: inputs for the asset or liability that are not based on observable market data (unadjusted) inputs.

The fair value of all other assets and liabilities is estimated to approximate their carrying value.

18 CORRESPONDING FIGURES

Corresponding figures have been rearranged and reclassified, wherever necessary for the purpose of comparison and better presentation. However, no significant reclassification has been made during the period.

19 NUMBER OF EMPLOYEES

The number of employees as at September 30, 2024 was 399 (June 30, 2024: 409) and average number of employees during the period was 398 (June 30, 2024: 476).

20 DATE OF AUTHORIZATION FOR ISSUE

These condensed interim consolidated financial statements have been authorized for issue on October 25, 2024 by the Board of Directors of the Holding Company.

21 GENERAL


Amounts have been rounded off to the nearest thousands of rupees unless otherwise stated.



CHIEF FINANCIAL OFFICER



CHIEF EXECUTIVE



DIRECTOR



THATTA CEMENT

COMPANY LIMITED

Head Office
CL/5-4 State Life Building # 10,
Abdullah Haroon Road, Karachi, Pakistan.

Factory
Ghulamullah Road, Makli,
District Thatta, Sindh